

PREVENTION & TREATMENT OF PRESSURE ULCERS

PRESSURE ULCER PREVENTION


Promote skin integrity using hyperoxygenated fatty acids **Linovera®**


PRESSURE ULCERS!
19 Nov is the official day to raise awareness

ABOUT PRESSURE ULCER

A pressure ulcer is a localised injury of the skin and/or underlying tissue usually over a bony prominence, caused by pressure, or combination of pressure and shear.

 **4 MILLION PEOPLE IN EUROPE** are affected by pressure ulcers every year

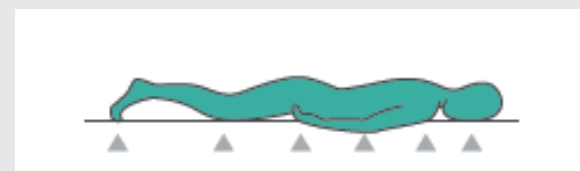
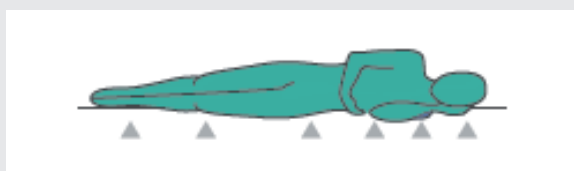
 **8-23 %** patients in hospital develop pressure ulcer

 **95 %** of pressure ulcers are preventable

HOW TO PREVENT PRESSURE ULCERS?

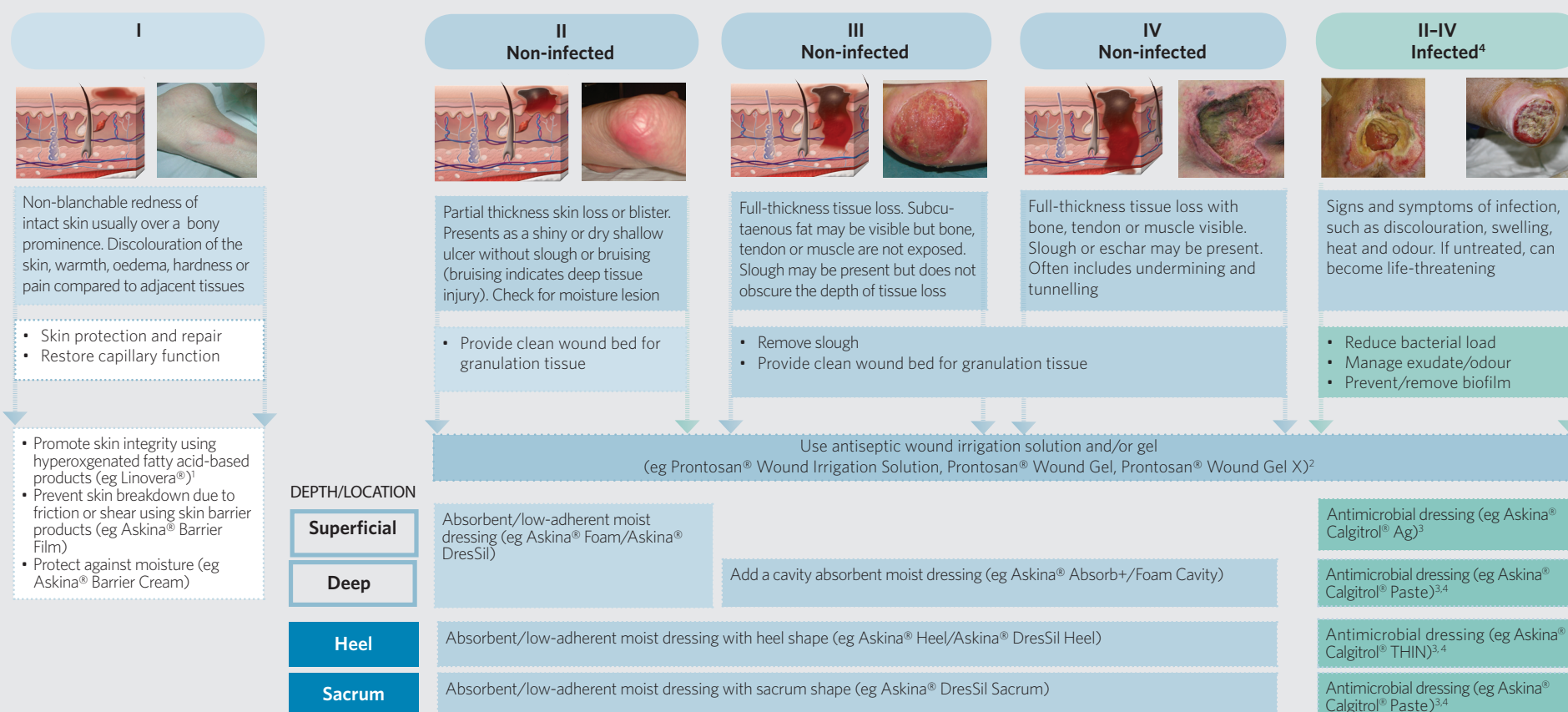
-  Healthy body weight & Nutrition
-  Quit Smoking
-  Hydration
-  Skin inspection
-  Repositioning
-  Spread awareness

Areas at risk



B. BRAUN PRESSURE ULCER TREATMENT CONCEPT*

B. Braun offers a holistic treatment solution for pressure ulcers. From wound bed preparation with **Prontosan®** to exudate management and protection of fragile skin with **Askina® DresSil** as well as infection treatment with **Askina® Calgitrol®**



For more information about products and treatments please visit www.bbraun.com

¹ Recommended use as per guidelines: EPUAP, 2012 see: <http://www.epuap.org>
² NOTE: As Stage IV PUs may involve exposed cartilage, special caution is required. Some products (e.g. Prontosan®) are contraindicated for the use on hyaline cartilage. In all cases, a careful risk-benefit assessment should be performed. Decisions on product use must lie with the attending physician and normal saline used instead of Prontosan® where indicated.
³ Topical antimicrobial products can be used alone in patients with local infection. They should be combined with systemic antibiotics in the presence of spreading infection and sepsis.
⁴ Use as a secondary dressing, an appropriate absorbent/low adherent moist dressing in flat or anatomical shape (eg Askina® Foam/Askina® Heel/Askina® DresSil Heel/Askina® DresSil Sacrum).
 *Classified stages of ulcer based on EPUAP/NPUAP, 2009