



# Cystofix® SG

Cystofix®, the leading brand in suprapubic catheterisation, has been completed with a range of four Cystofix® SG puncture sets based on the Seldinger technique.

Cystofix® SG sets offer additional safety to suprapubic catheterisation.

Cystofix® SG sets combine the safety<sup>1,2,3,4</sup> of the well known Seldinger<sup>5</sup> technique with the latest catheter design features (integrated balloon<sup>7</sup>)

Cystofix® SG comes along with a wide range of exchange sets that allow long term suprapubic drainage when needed.

## BENEFITS OF THE SELDINGER TECHNIQUE

Cystofix® SG provides increased safety thanks to:

- Well known Seldinger technique, widely used in central venous catheterization<sup>5</sup> and percutaneous nephrostomy.<sup>6</sup>
- 18G puncture needle (1,3 mm) much thinner than most SPC trocars and cannulas (up to 8 mm).



## SILICONE INTEGRAL BALLOON CATHETER

Low profile balloons:

- Designed for easier removal with reduced risk of cuffing.<sup>7</sup>
- Designed for easier insertion at catheter replacement (no ridge).

Silicone material:

- Can be replaced repeatedly as appropriate over long periods of time.<sup>8</sup>



## PUNCTURE SETS UP TO 16 CH

Sizes from 10 to 16 CH. Allows you to choose the size which best fits the patient.

Exchange sets from 10 to 20 CH



## Suprapubic catheterization contributes to the prevention of Nosocomial UTI

"There is a lower rate of infection in those with a suprapubic rather than urethral catheters despite the former being used for two weeks or longer."<sup>9</sup>

(1) Smith G & al. Lower Urinary Tract. In Kirk's General Surgical Operations, 6th Edition; Elsevier Health Science; 2013

(2) Vasdev N & al. Suprapubic bladder catheterisation using the Seldinger technique. The Internet Journal of Urology. 2007

(3) S-Cath System for suprapubic catheterization; Nice.org.uk/guidance/mib685; 2016

(4) Kriegmair MC & al. SUPRAPUR: Safe and convenient percutaneous suprapubic catheterisation in high-risk patients; Cent European J Urol. 2015; 68(4): 478-483

(5) Seldinger SI. Catheter replacement of the needle in percutaneous arteriography; a new technique. Acta radiologica. 1953; 39 (5): 368-76

(6) Radecka E. Complications associated with percutaneous nephrostomies. A retrospective study. Acta radiologica. 2004; 45(2):184-8


(7) Robinson J. Suprapubic Catheterization: Challenges in changing catheters. Br. J. of Community Nurs, 2005 Oct; 10 (10) : 461-464

(8) Cottenden A et al. Management Using Continence Products. In : Abrams P et al. (Eds) INCONTINENCE - Fifth International Consultation on Incontinence (ICI), vol. 20, page 1750. Paris 2012

(9) Geng V et al. 2012 Evidence-based Guidelines for Best Practice in Urological Health Care : Catheterisation - Indwelling catheters in adults - Urethral and Suprapubic. EAUN. Page 14

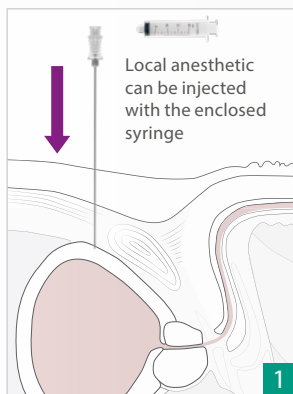
# SELDINGER TECHNIQUE SAFETY IN SUPRAPUBIC CATHETERIZATION

## COMPLETE SET

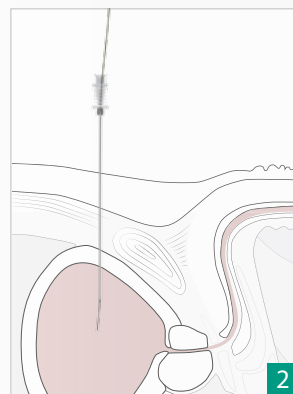


- 1 - Long handle scalpel
- 2 - Smooth shape dilator with color code
- 3 - Silicone catheter with integrated balloon
- 4 - Seldinger guide wire with flexible tip
- 5 - Spigot
- 6 - 18G 12cm needle
- 7 - Syringe for balloon inflation
- 8 - 20 ml syringe for injection of anesthetic

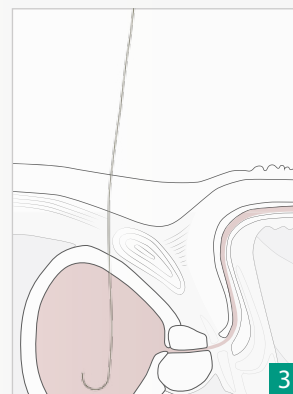
## STEP BY STEP PROCEDURE



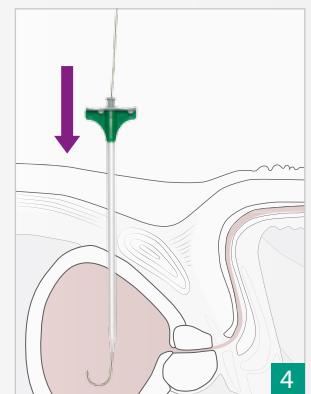
The needle is inserted down to the bladder



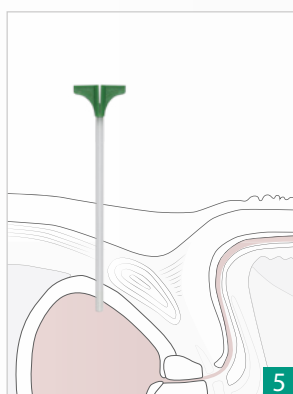
The guide wire is passed through the needle



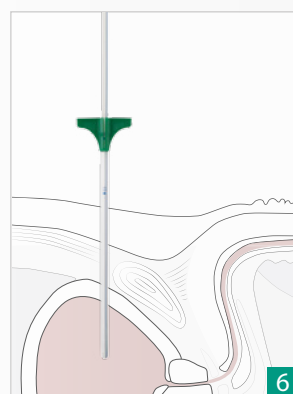
The needle is removed. The guide wire stays



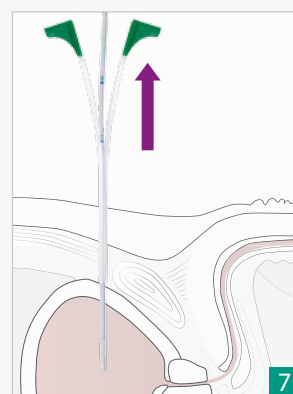
The dilator is slid over the guide wire



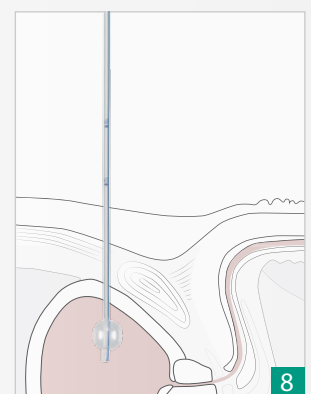
The guide wire and the inner part of the dilator are removed.



The catheter is inserted through the sheath



The sheath is slid out and split



The balloon is inflated

Puncture sets with balloon for all use. New range Cystofix® SG with Seldinger Technique

Set design	Needle length	Needle diameter	Catheter material	Catheter size	Catheter length	Box of	Reference	Composition of sets
Balloon straight tip integral balloon	12cm	1,3mm	Silicone	■ CH10	44cm	5	4450410	
				□ CH12			4450412	
				■ CH14			4450414	
				■ CH16			4450416	

Exchange sets with integral balloon catheter

Set design	Catheter design	Catheter material	Catheter size	Catheter length	Box of	Reference	Composition of sets
Dilation and replacement. With guidewire and dilator	Balloon straight tip	Silicone	□ CH12	44cm	5	4450512	
			■ CH14			4450514	
			■ CH16			4450516	
Replacement with guidewire	Balloon straight tip	Silicone	■ CH10	44cm	5	4450010	
			□ CH12			4450012	
			■ CH14			4450014	
Replacement without guidewire	Balloon straight tip	Silicone	■ CH16	44cm	5	4450016	
			□ CH12			4450712	
			■ CH14			4450714	
			■ CH18			4450718	
			■ CH20			4450720	
Replacement single pack	Balloon straight tip	Silicone	□ CH12	44cm	1	4450812	
			■ CH14			4450814	
			■ CH16			4450816	
			■ CH18			4450818	
			■ CH20			4450820	

Manufactured and distributed by:

B. BRAUN MEDICAL | 26 rue Armengaud | 92210 Saint-Cloud - France

Tél. 01 41 10 53 00 | Fax 01 41 10 53 99

B. Braun Medical | SAS with a share capital of 31 000 000 € | RCS Nanterre 562050856

www.bbraun.fr

www.bbraun.com/continence-care-and-urology

This document, its contents, including institutional data, information, trademarks and logos mentioned herein are the exclusive property of B. Braun.

Any representation and / or reproduction, total or partial, of this document and its contents without the express prior consent of B. Braun, is strictly prohibited and constitutes an infringement of the intellectual property rights of B. Braun.

Non binding documents and photographs.

For healthcare professional use only.